

# SECTION IV

# LINEAR DRAINAGE

Stainless steel  
products



**ZEW**  
**INWESTYCJE**

STAINLESS STEEL PRODUCTS

TABLE OF CONTENTS

<i>PRODUCT DESCRIPTION</i>	<b>3</b>
<i>linear drainage OL</i>	<b>4</b>

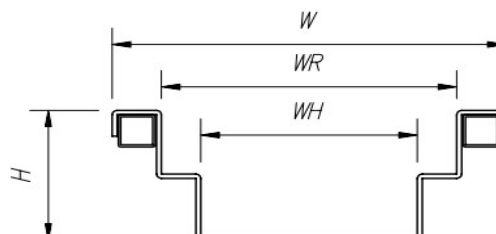
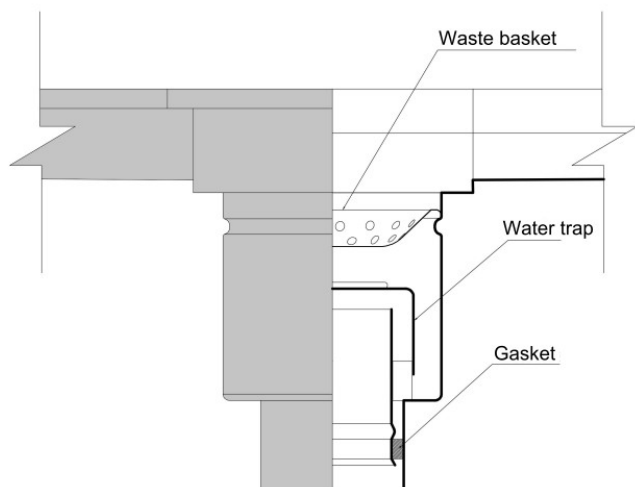
**PRODUCT DESIGNATION**

**OL 200 . 1100 . ST - 1 . QP 110 . V1 . D25**

drainage type	external drainage width [mm]	drainage length [mm]	edge type	amount of drains	outlet type	outlet diameter [mm]	outlet orientation	type and height of the grating [mm]
<b>OL</b> linear drainage <b>Sc</b> linear slot channel					<b>QP</b> professional <b>QS</b> semi-professionel <b>QM</b> mini			<b>D</b> ladder <b>K</b> mesh <b>P</b> plate <b>B</b> metall sheet
			<b>ST</b> standard <b>SW</b> standard with ss-profile <b>ZF</b> extension for ceramic tiles [mm] <b>FE</b> felcowane <b>ZN</b> turning flange to the wall				<b>V1</b> vertical one-part <b>V2</b> vertical two part <b>H1</b> horizontal one part <b>H2</b> horizontal two part	



## LINEAR DRAINAGE



Symbol	catalog number	dimensions [mm]				slope i [%]
		W	H	WR	WH	
OL150	01.015....according to description	150	50-160	112	80	0-1
OL200	01.020....according to description	200	50-160	162	130	0-1
OL250	01.025....according to description	250	50-160	212	180	0-1
OL300	01.030....according to description	300	50-160	262	230	0-1
OL350	01.035....according to description	350	50-160	312	280	0-1
OL400	01.040....according to description	400	50-160	362	330	0-1
OL450	01.045....according to description	450	50-160	412	380	0-1
OL500	01.050....according to description	500	50-160	462	430	0-1

(\*) individual dimensions on request

(\*\*) in the catalog number, place the symbol according to description

**DRAINAGE COMPONENTS**

Channels body with outlet

Outlet accessories: water trap and waste basket / strainer

Gratings: **K3**: mesh, perforated sheet ; **L15**: ladder, plate

(\*\*\*) other loading classes on request

loading class according to EN 1253

**MATERIAL**

Stainless steel AISI 304 lub AISI 316

**EDGE REINFORCEMENT**

With stainless steel profile – standard solution

Double stainless steel profile - heavy and extra heavy traffic

LINEAR DRAINAGE



TYPICAL DRAINAGE SECTIONS



with flat bottom

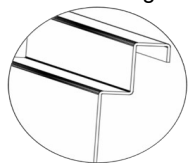


with bottom V-shape

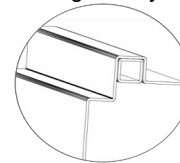
(\*) individual shape on request

EDGE TYPES OF LINEAR DRAINAGE

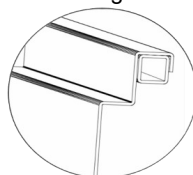
standard edge



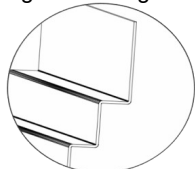
edge with reinforcement and flange for hydroisolation



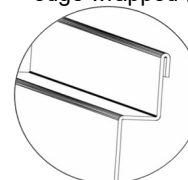
standard edge with reinforcement



edge with flange for wall protection



edge wrapped (folded)




(\*\*) individual shape of edges on request


GRATING TYPES



perforated sheet



ladder



plate



mesh



**POLISH**  
PRODUCT

---



SEE MORE  
**[www.zew-inwestycje.eu](http://www.zew-inwestycje.eu)**

---



**ZEW INWESTYCJE**

5a Magazynowa Street  
30-858 Kraków

phone: +48 515 296 026

[kontakt@zew-inwestycje.eu](mailto:kontakt@zew-inwestycje.eu)  
[www.zew-inwestycje.eu](http://www.zew-inwestycje.eu)